



## PIKE COUNTY HOUSING AUTHORITY

DECEMBER 2017



Dates the office will be  
closed for the Holidays

Wednesday December  
20, 2017 closing at 2pm  
for employee Christmas  
party

Friday December 22,  
2017

Monday December 25,  
2017

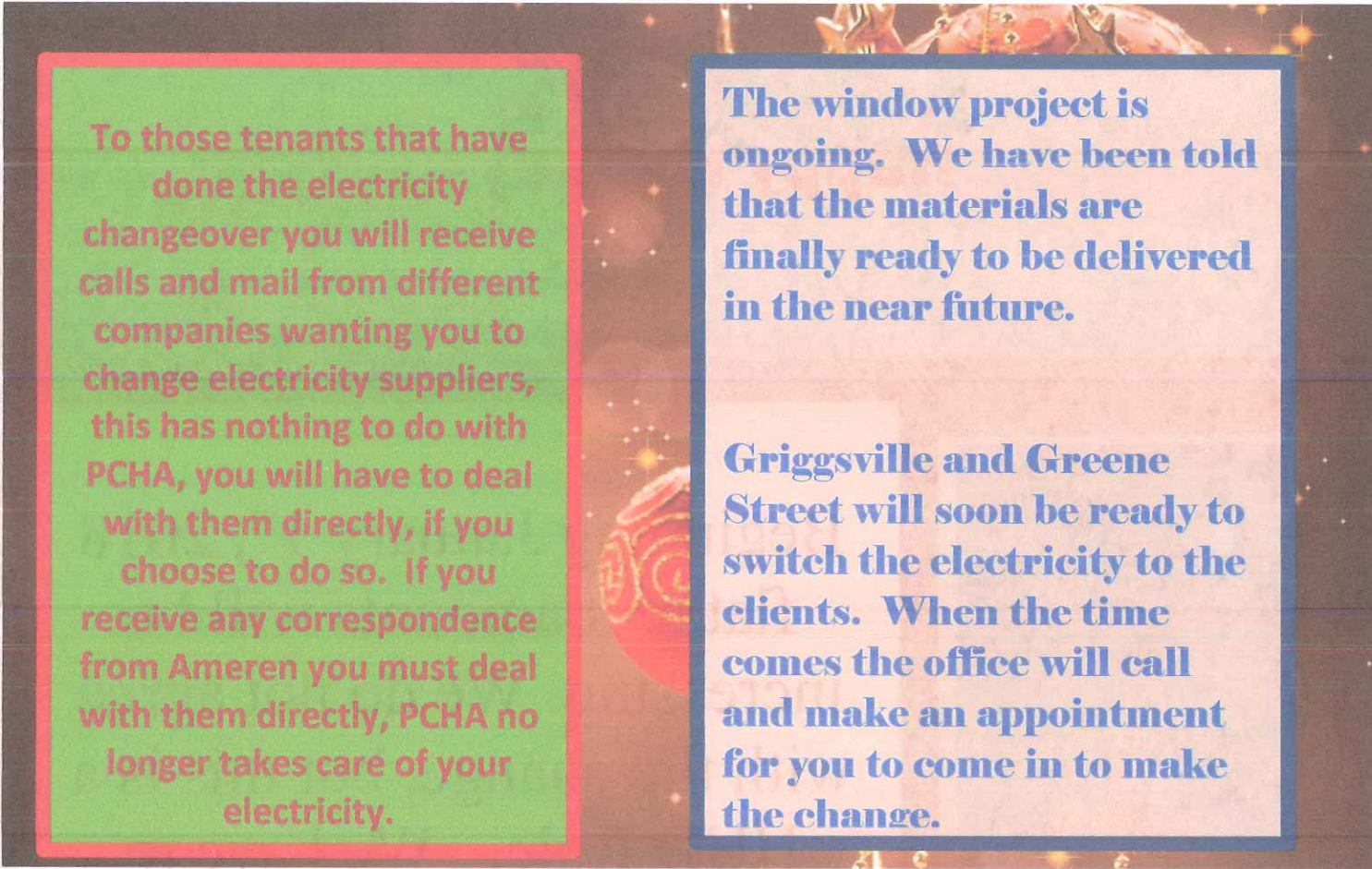
Friday December 29,  
2017

Beginning January 1<sup>st</sup>, 2018  
flat rent amounts will be  
increasing. We do not agree  
with the change, but this is a  
HUD Rule. We have to  
follow the guidelines set by  
HUD, we receive federal  
money so we must follow  
federal rules.

**RENT IS DUE BY 5:00 PM ON  
DECEMBER 28!!!**

"IT'S NOT WHAT IS UNDER THE TREE THAT  
MATTERS, IT'S WHO IS GATHERED  
AROUND IT"





To those tenants that have done the electricity changeover you will receive calls and mail from different companies wanting you to change electricity suppliers, this has nothing to do with PCHA, you will have to deal with them directly, if you choose to do so. If you receive any correspondence from Ameren you must deal with them directly, PCHA no longer takes care of your electricity.

The window project is ongoing. We have been told that the materials are finally ready to be delivered in the near future.

Griggsville and Greene Street will soon be ready to switch the electricity to the clients. When the time comes the office will call and make an appointment for you to come in to make the change.



**October picture puzzle was snakes.**

**There were 25 animals in the November puzzle.**

**December's answer will be in the January newsletter.**


**For the puzzle on the last page of the newsletter, you may only call and try to answer ONCE a day. The first person to call with the correct answer will receive a \$25.00 credit on their account.**





## *Holiday Hints*

- ❖ Never leave a fuel-burning portable heater unattended while people sleep.
- ❖ Never heat your home with your gas stove
- ❖ Never burn charcoal inside your home or garage.
- ❖ Do not string together more than three standard-size sets of lights.
- ❖ Do not overload outlets
- ❖ Always unplug lights-indoors and out-before going to bed or leaving.



## EVENTS AROUND THE COUNTY

### Dec 9<sup>th</sup>

Christmas time in Barry

### Dec 5<sup>th</sup> & Dec 9<sup>th</sup>

Christmas at the Pike County Lodges. A tour of four of the most beautiful lodges in Pike County, decorated for Christmas. Bus tour includes brunch, lunch, wine tasting, dessert & appetizers.

### Dec 24<sup>th</sup>


The Griggsville Community Christmas Tree. A family tradition just waiting to be made.

***Meet the new maintenance men who have been on the job since October!***

***Chris Coultas***



***T.J. Brennan***







# DECEMBER BUCKET LIST

*"The 12 Days of Christmas"*

- Make Ornaments
- Play in the Snow
- Zoo Lights
- Read Christmas Stories
- Watch Christmas Movies
- Bake Cookies
- Send Holiday Cards
- Visit Santa
- Make Fudge
- Build a Fire
- Decorate the Tree
- Wrap Gifts



## Peppermint Marshmallows



Prep  
25 m

Cook  
5 m

Ready In  
4 h 30 m

"These homemade marshmallows with a hint of peppermint are great for adding to a cup of hot chocolate."

### Ingredients

3/4 cup water, divided  
3 (.25 ounce) packages unflavored gelatin  
2/3 cup light corn syrup  
2 cups white sugar

2 teaspoons vanilla extract  
2 teaspoons peppermint extract  
1/4 cup cornstarch  
1/4 cup confectioners' sugar

### Directions

- 1 Line a 9x9 inch baking dish with lightly greased foil or plastic wrap. Grease another piece of foil or plastic wrap to cover the top, and set aside.
- 2 Place 1/2 cup of water in the bowl of an electric mixer, and sprinkle gelatin on top of water to soak.
- 3 While gelatin is soaking, combine 1/4 cup of water, corn syrup, and sugar in a saucepan, and bring to a boil over medium heat. Boil the mixture hard for 1 minute.
- 4 Pour the hot sugar mixture into the gelatin mixture and beat on high for 12 minutes with electric mixer, until the mixture is fluffy and forms stiff peaks. Add vanilla and peppermint extracts, and beat just until blended.
- 5 Pour the marshmallow mixture into the prepared baking dish, using a greased spatula to smooth the top of the candy. Cover the candy with the reserved greased foil or wrap, and press down lightly to seal the covering to the top of the candy.
- 6 Allow the marshmallow candy to rest for 4 hours or overnight. Mix together cornstarch and confectioner's sugar in a shallow dish. Using oiled scissors or an oiled kitchen knife, cut the marshmallow candy into strips, then into 1 inch squares. Dredge the marshmallows lightly in the cornstarch mixture and store in an airtight container.



***The Bursting Bubbles Foundation classes will begin January 15, 2018 in Pittsfield. These classes will run for 5 weeks every other Monday, ending on March 12, 2018. These will be held at the Landess Terrace Community Building. The classes to be held at the Barry Community Building will begin in April. There will be more information about those classes closer to the start date.***

# December 2017

SUN	MON	TUE	WED	THU	FRI	SAT
					1 Close at 2pm for meeting	2
3	4	5	6	7	8	9
10	11	12	13	14	15	16
17	18	19	20 Close at 2 for Xmas Party	21	22 Office Closed	23
24	25 Christmas	26	27	28	29 Office Closed	30
31						





**Pike County Housing Authority**

838 Mason St.  
P.O. Box 123  
Barry, IL 62312

Phone: 217-407-0707  
Fax: 217-407-0708

**[www.pikehousing.com](http://www.pikehousing.com)**



**OFFICE HOURS**

**MON-FRI: 8am-5pm**

**We are closed from 12-1 daily for lunch.**



How many triangles can you find in the picture?

