



- Beginning April 1st we will be changing our security deposit amount. **The deposit amount will be \$300.00 for all current and new tenants.** There will no longer be a pet deposit but the pet rules still apply. You must still inform the office if you get a pet so we can get you a sticker for your door. If you have paid a pet deposit this will transfer to the new security deposit amount. Those who do not have a pet, your account will be charged for the amount to bring it equal to the \$300.00 amount and you will have 6 months to pay. If you cannot pay in full within the 6 months you can do a formal repayment agreement.
- Beginning in March the utility allowances are going to change. Enclosed you will find a schedule of changes for each site. These changes are not made by PCHA, they come from Johnson Controls. The utility allowances will change annually due to many factors, such as usage and energy savings.
- We are going to be aggressive on past due accounts. Any account that is at least 2 months past due will be receiving a 14 day notice. There are many places that can help with your rent, churches, townships, Unmet Needs, General Assistance, Two Rivers, etc. You can also do a repayment agreement. You have 30 days to pay your rent and 6 months to pay your deposits.
- Landess Terrace Residents: You will be receiving a survey in the mail from the City of Pittsfield. This is a legitimate request from the city for information that the city is going to use to apply for a grant to improve the sewer system on your side of town.

**ALL PCHA APARTMENTS ARE 100% SMOKE FREE!! HUD
REQUIRES THAT ANYONE SMOKING MUST BE A MINIMUM
OF 25 FEET AWAY FROM ANY HOUSING BUILDINGS!!!
THERE IS NO SMOKING FOR ANY REASON IN OUR
APARTMENTS!! IF YOU ARE CAUGHT SMOKING YOU WILL
FACE EVICTION!!!!**



Sealed with a
Kiss

February 2018

Monday	Tuesday	Wednesday	Thursday	Friday	Saturday	Sunday
			1	2	3	4
5	6	7	8	9	10	11
12	13	14 Valentine's Day	15	16	17	18
19 Closed	20	21	22	23	24 Close early for Meeting	25
26	27	28 RENT DUE				




BE MINE!!

IF YOU RECEIVE AN ELECTRIC BILL FROM AMEREN AND YOU HAVE NOT BEEN TO THE OFFICE TO DO THE SWITCHOVER, PLEASE MAKE SURE THAT YOU BRING OR MAIL THAT BILL TO THE OFFICE. IF YOU LOOK CLOSELY AT THE NAME ON THE BILL IT WILL SAY PIKE COUNTY HOUSING BUT WILL HAVE YOUR ADDRESS, YOU ARE NOT RESPONSIBLE FOR THIS BILL.



LOVE



Will you be my
Valentine?

Those tenants that have the new systems, the baseboard heaters will not come on until the **outside temperature** is 10 degrees or lower, not the wind chill temperature.

Maintenance will not clear driveways or sidewalks unless we have had more than 2 inches of snow.

When calling the office, please let Tonya or Michelle try to help you before asking to speak to Amber or Chris. If it something they cannot answer they will get the answer for you.


Please keep all items away from the baseboard heaters. Any items, such as blankets, curtains, etc., are a fire hazard.



If you have items that you need to get rid of and have no way of doing so, please call the office and we can have maintenance remove them for a charge. Area will not dispose of large items. In the spring we will be placing trailers around to allow tenants to get rid of large items. This will be done at no charge.

Reminder: PCHA pays for tenants to use West Central Mass Transit. This is perfect for those that have to depend on others for transportation. Please call 217-285-4529 to get on the schedule.

THE ANSWER TO THE JANUARY PUZZLE WAS 24 SQUARES



The Community Building in Barry is available from 8am to 4:45pm Monday through Friday. If the office is closed the community building is also closed. The only entrance that is unlocked during the day is the front door.

Pike County Housing Authority

***838 Mason St.
P.O. Box 123
Barry, IL 62312***

***Phone: 217-407-0707
Fax: 217-407-0708***

www.pikehousing.com

Closed 12pm-1pm for lunch

From 8am to 5pm please contact the office for any maintenance issues. After hours or on weekends please call 217-407-0707 and press option #1 to be connected to the maintenance supervisor.



***Happy
Valentine's Day!!***



Day-to-Day Prevention

- ◆ Bed bugs are excellent hitchhikers, so be extra careful when traveling (see tips below).
- ◆ Change and wash bedding regularly.
- ◆ Do not bring second-hand furniture into your home unless you have thoroughly inspected and cleaned the items first.
- ◆ Reduce clutter.

Traveling Tips

- ◆ Inspect mattress and headboard with flashlight.
- ◆ Keep bags, luggage, and backpacks off the bed. Inspect and then use a luggage rack.
- ◆ Never place clothes, or jackets, on bed or couch. Do not store clothes in dresser.
- ◆ If you are concerned about exposure, after travel, seal all items in plastic bags until time for washing or treatment.
- ◆ Unpack clothes directly into washer / dryer.
- ◆ Inspect luggage closely with flashlight and magnifying glass for bed bugs upon returning home.

Bites and Disease

Bed bugs are not known to transmit disease. Bites are often painless and occur at night while you are sleeping. Some people suffer allergic reactions and develop painful swelling.

The important thing is to act fast — before they have time to multiply.

Pesticide Safety First!
Read the Label.

How to Hire a Pest Control Operator

- ◆ Call several licensed and insured companies, compare services and get written estimates.
- ◆ Insist on and check references.
- ◆ Look for companies that:
 - offer both chemical and non-chemical treatment options
 - give a pre-treatment check-list
 - perform pre-treatment inspection
 - recommend both interceptors and encasements
 - offer two or more service visits and follow-up



Before Using Pesticides

- ◆ Some pesticides are considered minimum risk. EPA does not register and check for effectiveness of these products. These products do not have EPA registration numbers on the label.
- ◆ Never use outdoor pesticides indoors.
- ◆ Never overuse pesticides. More is not better!
- ◆ Read, understand, and follow the label-use directions.

For more information on bed bugs and IPM go to:
www.epa.gov/bedbugs
Pesticide Poisoning: Call 1-800-222-1222

Bed Bug Prevention, Detection and Control

Bed bugs are parasites that seek out sleeping people or animals for a blood meal. After feeding, they hide. It is challenging, but not impossible, to prevent, detect and control bed bugs due to their small size and ability to squeeze into cracks and crevices, where they are often unnoticed.

Pesticides alone generally will not eliminate bed bugs. Effective bed bug control requires Integrated Pest Management (IPM). IPM is an environmentally sensitive approach to pest management that relies on knowledge of the pest, plus common sense practices, such as inspection, monitoring, reducing clutter, the use of physical barriers, and the judicious use of pesticides.



Be Alert, Be Aware,
Bed Bugs Could be Anywhere!



735F12013



Early detection and prompt response will avoid larger problems.

Bed Bug Identification

- ◆ Eggs: tiny, white, and glued to surfaces.
- ◆ Nymphs are light colored, from 1/16th".
- ◆ Adults are rusty red, apple seed sized, 3/8".
- ◆ Six legs, oval, flattened from top to bottom.
- ◆ Do not jump or fly, but are good runners.
- ◆ They tend to congregate together.
- ◆ They can live several months without a blood meal.
- ◆ **Important:** Capture several examples of the pest and have them identified by a qualified expert before taking any further actions.


Signs of Bed Bugs

- ◆ Small, whitish shed skins and rusty spots on bed linens which are droppings and blood stains from crushed bugs.
- ◆ Live bed bugs of any size.
- ◆ Eggs and casings among droppings or in crevices where adults hide.
- ◆ An offensive, sweet, musty odor from the bed bugs when infestations are severe.
- ◆ You may have red, itchy welts or rashes from bites; however, bite marks are **not** a reliable indication of a bed bug infestation.

Bed bugs are no one's fault.
They don't discriminate -
anyone can have them.

Where do Bed Bugs Hide?

- ◆ Mattresses, box springs, bed frames and head boards (along seams and piping, under handles and labels).
- ◆ Under the thin dust cloth on bottom of box spring.
- ◆ Seams and fabric folds in curtains and under furniture, including chairs and sofas.
- ◆ Under wall-to-wall carpeting and padding.
- ◆ Anywhere there are cracks, crevices or nail holes in walls, and under wood moldings and baseboards.
- ◆ Under loose wallpaper and seams, and where ceiling and wall meet.
- ◆ In and behind picture frames and mirrors.
- ◆ Clothing and clutter stored in closets, under beds and elsewhere.
- ◆ Inside switch plates, electrical outlets, clocks, computers, phones, televisions and smoke detectors.
- ◆ On and in recently used luggage, backpacks and bags.



Don't pass bed bugs onto others!

Caulk cracks and spaces

Interceptor under leg



Integrated Pest Management

1. Physical Control Methods

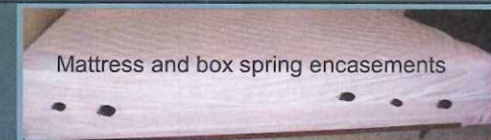
- ◆ Vacuuming reduces bed bug populations. Clean and vacuum bed bug prone areas daily. Immediately seal and dispose of vacuum bag.
- ◆ Install encasements on mattress and box spring.
- ◆ Install bed bug interceptors under bed and furniture legs.
- ◆ Make the bed an island: Keep bed away from wall and do not let bedding touch the floor.
- ◆ Remove clutter where bed bugs can hide.
- ◆ Isolate infested items in sealed plastic bags or containers. Treat items in hot dryer for 30 min.
- ◆ Clean and scrub seams / folds with detergent.
- ◆ Seal cracks where bed bugs can hide.
- ◆ If you live in an apartment or other multi-family dwelling, and you see a bed bug, contact your landlord immediately.

2. Non-chemical Controls

Items that cannot be washed or dried may be steamed, heated or frozen using specialized equipment. Raising the indoor temperature with a thermostat or space heaters will not work, nor will placing items in the home freezer. Contact a bed bug management professional for advice.

3. Pesticide Controls

Pesticides are an important part of the IPM toolbox. Please view cautions listed — over.





Peanut Butter M&M's™ Cookie Pie

★★★★★

Prep
10 MIN

Total
2 HR 40 MIN

Servings
12



Ingredients

- 1 pouch (1 lb 1.5 oz) Betty Crocker™ sugar cookie mix
- 1/2 cup butter, softened
- 1 egg
- 1 cup M&M's® chocolate candies red, white and pink
- 1/2 cup M&M's® chocolate candies peanut butter red, white and pink
- 8 Reese's™ peanut butter filled hearts milk chocolate candies, unwrapped

Steps

- 1 Heat oven to 350°F. Spray bottom of 9-inch pie plate with cooking spray.
- 2 In large bowl, mix cookie mix, softened butter and egg with spoon until soft dough forms. Stir in 3/4 cup of the chocolate candies and the 1/2 cup peanut butter chocolate candies. Press dough in bottom of pie plate. Sprinkle remaining 1/4 cup chocolate candies over top; lightly press into dough. Press heart-shaped candies lightly into dough.
- 3 Bake 28 to 30 minutes or until center is set and edges are golden brown. Cool completely on cooling rack, at least 2 hours, before cutting. Store tightly covered.

Trademarks referred to herein are the properties of their respective owners.
© 2018 ®/TM General Mills All Rights Reserved



Valentine Pizzas



Prep	Total	Ingredients	Servings
20 MIN	35 MIN	4	4



Ingredients

- 1 can (13.8 oz) Pillsbury™ refrigerated classic pizza crust or 1 can (11 oz) Pillsbury™ refrigerated thin pizza crust
- 1 can (8 oz) pizza sauce
- 24 slices turkey pepperoni with 70% less fat
- 3/4 cup shredded mozzarella cheese (3 oz)

Steps

- 1 If using classic crust: Heat oven to 425°F. Lightly spray or grease large cookie sheet. If using thin crust: Heat oven to 400 F. Spray or grease 15x10-inch or larger dark or nonstick cookie sheet.
- 2 Unroll dough on work surface. With sharp knife or pizza cutter, cut dough into 4 rectangles. Place rectangles on cookie sheet. Cut 1-inch slit in center of wide edge of each dough portion; on opposite wide edge across from slit, pinch dough together to shape point of heart. Slightly separate each cut slit, and gently press dough into a 6x5-inch heart, creating slight rim on edge of dough.
- 3 Divide pizza sauce evenly onto hearts, spreading to within 1/2 inch of edges. Top each with 6 slices pepperoni and 3 tablespoons cheese.
- 4 Bake classic crust 13 to 16 minutes, thin crust 9 to 13 minutes, or until crust edges are golden brown and cheese is melted.



WHAT IS BLACK
WHEN YOU BUY IT,
RED WHEN YOU USE
IT, AND GRAY WHEN
YOU THROW IT
AWAY?

**Pike County Housing Authority
Allowance Posting**

<u>Name of Development</u>	<u>BR Size</u>	<u>2018 Allowance</u>
71-01 Barry	1BR	\$53.63
	2BR	\$70.12
	3BR	\$96.58
71-02 Barry	1BR	\$96.70
	2BR	\$116.27
	3BR	\$144.04
71-03 Pleasant Hill	1BR	\$95.04
	2BR	\$121.73
	3BR	\$151.75
	4BR	\$198.73
71-04 Griggsville	1BR	\$53.63
	2BR	\$70.12
	3BR	\$96.58
	4BR	\$115.68
71-05 Perry	1BR	\$95.04
	2BR	\$121.73
	3BR	\$151.75
71-06 Baylis	1BR	\$53.63
	2BR	\$70.12
	3BR	\$96.58
71-09 Pittsfield	1BR	\$31.20
	2BR	\$41.41
71-10 Barry	1BR	\$100.26
71-13 Pittsfield	1BR	\$30.14
71-14 New Canton	1BR	\$31.44
	2BR	\$39.75
	3BR	\$42.83
71-15 Pittsfield	1BR	\$58.97